


# Discover Your Future 2021

Virtual Work Experience Suffolk

April – July 2021



Differentiated Workbook & Journal

Name:



# Welcome!

**Discover Your Future 2021** is your opportunity to listen and talk online with employers from different jobs and sectors.



The *themes* show different parts of working life that you will explore during this project. In each theme you will develop skills needed at work, build your confidence, and learn about the opportunities available to you in the future.



Use this *Workbook* to help gather information to support your *career decisions*. Look at strengths and weaknesses and how you can go about achieving the goals you set yourself. There are spaces to add thoughts as you go.



Before you get started... please fill in our questionnaire.

Use the QR code or the link.



[https://cambridge.eu.qualtrics.com/jfe/form/SV\\_6Kg0pgMEb7x2zzw](https://cambridge.eu.qualtrics.com/jfe/form/SV_6Kg0pgMEb7x2zzw)

# The 5 Themes

Theme 1



## EXPLORATION

Understand the careers opportunities within Suffolk and beyond

Theme 2



## SKILLS

Think about the skills and qualities needed for employment

Theme 3



## ENTERPRISE

Identify the skills and attributes needed to be a successful entrepreneur

Theme 4



## PATHWAYS

Understand the learning pathways, and map your aspirational route to success

Theme 5



## RESILIENCE

Help you find techniques to overcome new, challenging, or stressful situations

And finally



## MOCK INTERVIEWS

Experience a virtual mock interview with an employer



# Exploration



## Exploring career opportunities

### AIMS


- To help you understand the careers opportunities in Suffolk and beyond
- To help you understand what employment sectors are.
- To help you understand what career and labour market information is and how it can support with your career planning.

### Keynote speakers

**What are their names?.....**

Notes from the Keynote speech 

Large grid area for taking notes from the keynote speech.

 <b>Online session: Exploration</b>	<b>Exploring Career Opportunities</b>
Employer Name	
Employer's company or sector	
Where can I find more information?	




### The A – Z of jobs challenge







**Task: 1.** Think of a job title for each letter. Do as many as you can.
















**2.** Write a brief description of each role (e.g., Nurse, cares for sick people)

(We have started a few for you)

<b>A</b>		<b>E</b>	Electrician	
<b>B</b>		<b>F</b>		
<b>C</b>	Carpenter Makes things from wood	<b>G</b>		
<b>D</b>		<b>H</b>		

I		R	Receptionist	
J		S		
K	Kitchen Assistant 	T		
L		U	Umpire	
M		V		
N		W		
O		X		
P		Y	 <b>YouTube</b>	
Q	Quality Control Testing and trying products 	Z	Zoo Keeper	


<p>Exploration Employer session</p>	<p><b>Exploring Career Opportunities</b></p> 
<p><b>Activity 1</b></p>	<p>Fill out this information about local businesses. Can you think of other local businesses to add?</p> 

Business Name	What do they do? 	How many people do you think work there? 	Is it a large, Medium or small business?			What sector are they in? (e.g., Construction, Retail) 	Type of Business (For session 3)
			0-49 people	50-249	250 or more		
			Small	Medium	Large		Profit 
			Small	Medium	Large		Public Sector 
			Small	Medium	Large		Charity 
			Small	Medium	Large		Social Enterprise 
			Small	Medium	Large		
			Small	Medium	Large		

Exploration:  
Employer session


# Exploring Career Opportunities



● What is a sector? 

● What is a growth sector? 



 Put the sectors on this grid. (you can draw lines, pictures or write the name)  
Order them from 1 (really interested in) to 9 (not as interested in)



Advanced Manufacturing & Engineering

Agriculture

Biotech & Life Sciences

Construction & Maintenance

Creative Industries

Energy

Financial Services

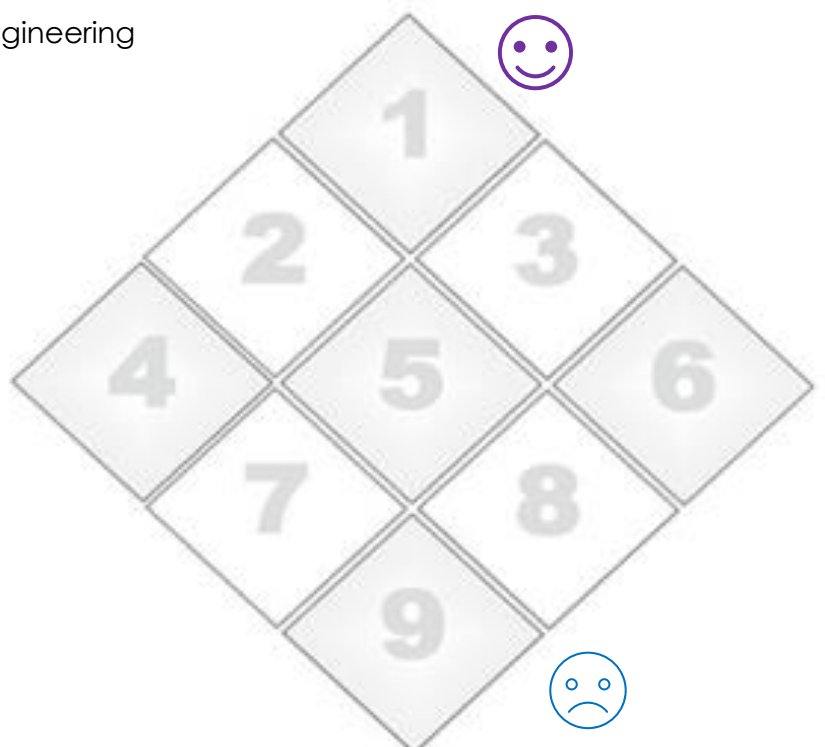
Health and Social Care

ICT

Retail

Transport & Logistics

Travel & Tourism





What job do you think you might like?



What sector do you think this job is in?



Are there any other sectors this fits in to? (Some jobs fit into lots of sectors)

What sectors do you not want to work in and why?



Exploration  
Classroom session


Exploring Career Opportunities



What is Labour Market Information (LMI)?



How many types of Labour Market Information can you remember from the video?



Which ones are important to you? Why are they important?

**Hot Jobs and Cold Jobs.** What jobs do you think will increase and which will decrease? And why?

**Hot Jobs** Jobs there will be more of in the future

**Cold Jobs** Jobs that there will be less of in the future

*Circle hot jobs in red*

*Circle cold jobs in blue*

Hot or Cold?	Why?	Hot or Cold?	Why?
Home healthcare nurse		Travel Agent	
Social Media Consultant		Chef	
Admin assistant		Factory worker	
Drone Operator		Fighter Pilot	
Cyber Security		Teacher	
Wind Turbine Engineer		Printer	

Just because some jobs are in decline it does not mean they will go away completely.


**Complete The Table**

Use <https://www.icanbea.org.uk/career-o-meter/> or Suffolk Work and Skills Booklet to find information to complete this table.

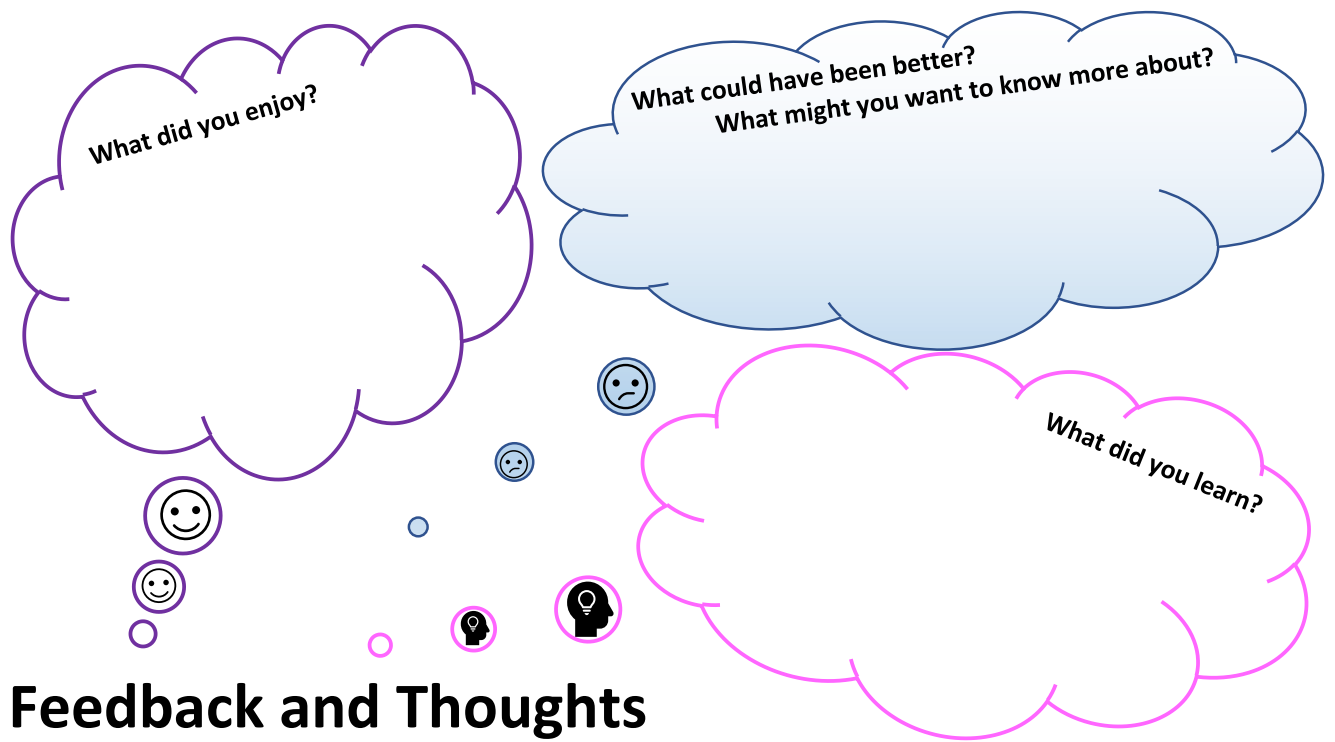


- ? Where else could you find out this sort of information?
- Why is it important?
- What would be the most important piece of information for you?

Job Title	Salary	Working Pattern	Sector	Skills Needed	Pathway/Qualifications	Next Steps. Hot or Cold job?
<b>Electrician</b> 	£36,920 per year or £710 per week	45 hours a week Employed or self-employed.	Construction	Attention to detail, some Maths and Science, team working, good with hands, communication.	Apprenticeship or vocational course at college	Both! Demand is expected to decline but lots of workers will retire shortly. Electricians have many transferable skills to adapt to use in new technologies.

Job Title	Salary 	Working Pattern 	Sector 	Skills Needed 	Pathway/ Qualifications 	Next Steps. Hot or Cold job? 
Games designer 						
Gardener 						
Doctor 						
Animal care 						
<b>Your Pick</b>						

If you have time register with [www.icanbea.co.uk](http://www.icanbea.co.uk) and complete the careers wizard? What sectors come up that interest you.



What did you enjoy?

What could have been better?  
What might you want to know more about?

What did you learn?

**Feedback and Thoughts**

# Skills



## Key Skills that employers need

### AIMS


- To help you understand key employability terminology.
- To help you understand the skills and qualities needed for employment.
- To help you identify your interests and how they can be used in future careers.

### Keynote speakers

What are their names?.....

Notes from the Keynote speech: 

Large grid area for taking notes from the keynote speech.

Skills: Employer session	Key Skills that employers need 
Employer Name	
Employer Business	
Where can I find more information?	



Some of the key skills employers look for. Can you think of others?



**Literacy**

**PROBLEM SOLVING**

communication

team

**DIGITAL**

**NETWORKING**

$$\begin{array}{r} 2 \\ +3 \\ \hline 5 \end{array}$$

Numeracy

confidence

leadership


**Creativity**

thank you

Politeness


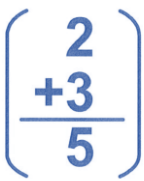

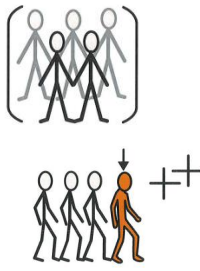
ambition







organising


<h1 style="margin: 0;">Skills</h1> <p style="font-size: 1.2em; margin: 0;">Employer session:</p>	<h2 style="margin: 0;">Skills Audit</h2>	
--	--	--

Go through the list of skills and tick which you already have and which you would like to improve.




SKILLS (Read through and tick if you can do already or if you are working on this)		Can do well?	Want to get better
<b>LITERACY</b>			
	Can you read easily with pictures?	<input type="checkbox"/>	<input type="checkbox"/>
	Can you read without pictures?	<input type="checkbox"/>	<input type="checkbox"/>
	Do you enjoy finding out new things (researching)?	<input type="checkbox"/>	<input type="checkbox"/>
	Do you enjoy writing?	<input type="checkbox"/>	<input type="checkbox"/>
	Do you enjoy questioning ideas and opinions (discussions)?	<input type="checkbox"/>	<input type="checkbox"/>
<b>NUMERACY</b>			
	Can you recognise numbers easily?	<input type="checkbox"/>	<input type="checkbox"/>
	Can you count easily?	<input type="checkbox"/>	<input type="checkbox"/>
	Do you enjoy adding up and subtracting?	<input type="checkbox"/>	<input type="checkbox"/>
	Do you enjoy multiplying and dividing?	<input type="checkbox"/>	<input type="checkbox"/>
	Do you enjoy using graphs and charts?	<input type="checkbox"/>	<input type="checkbox"/>
<b>DIGITAL</b>			
	Do you enjoy using different devices? (Phones, computers etc)	<input type="checkbox"/>	<input type="checkbox"/>
	Do you feel confident using a computer by yourself?	<input type="checkbox"/>	<input type="checkbox"/>
	Do you enjoy using technology to find out new things?	<input type="checkbox"/>	<input type="checkbox"/>
	Do you enjoy using technology to solve problems?	<input type="checkbox"/>	<input type="checkbox"/>
	Do you enjoy using technology to be creative?	<input type="checkbox"/>	<input type="checkbox"/>
<b>PERSONAL</b>			
	Do you enjoy communicating with different types of people?	<input type="checkbox"/>	<input type="checkbox"/>
	Do you work well by yourself?	<input type="checkbox"/>	<input type="checkbox"/>
	Do you enjoy working in teams?	<input type="checkbox"/>	<input type="checkbox"/>
	Do you enjoy leading teams?	<input type="checkbox"/>	<input type="checkbox"/>
	Are you good at being polite?	<input type="checkbox"/>	<input type="checkbox"/>

SKILLS (Read through and tick if you can do already or if you are working on this)			Can do well?	Want to get better
<b>COMMUNICATION</b>				
	Do you enjoy communicating with people you know?			
	Do you enjoy communicating with new people?			
	Do you enjoy listening to people?			
	Do you enjoy expressing yourself to groups?			
	Do you enjoy persuading people?			
<b>TASK / ORGANISATION</b>				
	Do you enjoy planning tasks?			
	Are you good at doing things in order?			
	Do you enjoy setting goals and deciding what to do first?			
	Do you enjoy keeping calm in difficult situations?			
	Do you enjoy solving problems during a task?			
<b>CREATIVITY</b>				
	Do you enjoy art?			
	Do you enjoy dance?			
	Do you enjoy music?			
	Do you enjoy drama and performance?			
	Do you like thinking about different ways to solve problems?			
	Any other creative skill (write here)			
<b>RESILIENCE</b>				
	Do you enjoy finishing tasks on time?			
	Do you enjoy having feedback, even when it's criticism?			
	Do you enjoy thinking of alternatives when things don't work as planned?			
	Do you enjoy practicing activities to get them right?			
	Any other resilience skills (write here)			
<b>OTHER SKILLS YOU HAVE OR WANT TO PRACTICE</b>				
				




**Pick 2 skills that you think are your strengths. Write down an example of where you have demonstrated this.**

Skills I have 	Example that demonstrates this skill
<p><i>e.g., Making friends easily</i></p>	<p><i>e.g., When a new person starts at school, I am always first to make friends with them and check how they are feeling.</i></p>



**Pick 2 skills you want to improve and think of ideas about how you could do this.**

Skills I want to develop. 	Ideas for improving these skills
<p><i>e.g., Planning tasks</i></p>	<p><i>e.g., Think about different ways which I can plan doing homework activities.</i></p>



 <p style="text-align: center; font-size: 24px; font-weight: bold;">Skills</p> <p style="text-align: center; font-size: 20px;">Classroom session</p>	<p style="font-size: 24px; font-weight: bold;">Key Skills that employers need:</p> <p style="font-size: 24px; font-weight: bold;">Activity 2</p>
---	--



▶ **What skills do the following people have?**



▶ **Are these skills that can be used in other jobs? (Transferable skills)**

▶ **Look at the job roles on [National Careers Service](https://www.nationalcareersservice.org.uk) website to get more ideas of the skills these people might use in their jobs.**

WE HAVE FILLED IN THE FIRST ONE TO HELP GIVE YOU IDEAS



**Name:** Joe      **Job:** Pharmacist




**Pathway:** GCSEs, Science A Levels: 4-year Degree in Pharmacy

**Employment:** Hospital pharmacist for 3 years

**Further learning:** I had to take more qualifications to gain my registration and carry on with courses to make sure I am updated about new drugs and developments in treating medical conditions.

**Things I like about my job:** helping people get well, working in a team, using my scientific skills and knowledge.

**Things I don't like about my job:** Shift work!

	<b>Skills</b>	Working with drugs, team working, scientific knowledge
	<b>Transferable Skills</b>	Team working, likes to learn new things
	<b>Possible other jobs they might enjoy</b>	Work in care helping people, work somewhere like Boots or another shop that has a chemist, setting up his own business



**Name:** Ayan      **Job:** Call Centre Team Leader




**Pathway:** GCSEs, BTEC Level 3 in Business, sales jobs in different companies.

**Current employment:** Working for an internet service provider for 2 years.

**Further learning:** I had to do training courses at work to progress to team leader – managing people, Equality and Diversity, new services from the company.

**Things I like about my job:** Being busy, working for a growing company, problem solving, dealing with difficult situations.

**Things I don't like about my job:** Not being creative.

 <b>Skills</b>	
 <b>Transferable Skills</b>	
 <b>Possible other jobs they might enjoy</b>	



**Name:** Sarah      **Job:** Accountant




**Pathway:** GCSEs, Apprenticeship

**Further Learning:** some accountancy qualifications but not fully qualified.

**Current employment:** Accounts department in a small removal firm.

**Things I like about my job:** Getting paid!

**Things I don't like about my job:** The work is too easy and gets boring, not having friends at work, not seeing a chance to progress.

 <b>Skills</b>	
 <b>Transferable Skills</b>	
 <b>Possible other jobs they might enjoy</b>	



**Name:** George **Job:** Platform host

**Pathway:** Entry level qualifications, Supported Internship

**Further Learning:** I had to do training courses at work in things like Health and Safety and Customer Service.

**Current employment:** Local train station.

**Things I like about my job:** Being around trains, working in a team, talking to visitors.

**Things I don't like about my job:** Wanting to do more practical work.

	<p><b>Skills</b></p>
	<p><b>Transferable Skills</b></p>
	<p><b>Possible other jobs they might enjoy</b></p>



**Name:** Sam **Job:** Electrician

**Pathway:** GCSEs, College courses in Electrical Installation – Level 1,2 & 3.

**Further Learning:** I have to do training courses at work to understand new ways of working and new legislation.

**Current employment:** Housing Association.

**Things I like about my job:** Being part of a team, solving problems, doing a good job for the clients, understanding how all the trades work together.

**Things I don't like about my job:** I'd like to learn more about site management and progress.







	<p><b>Skills</b></p>
	<p><b>Transferable Skills</b></p>
	<p><b>Possible other jobs they might enjoy</b></p>

 <p style="font-size: 24px; margin: 0;"><b>Skills</b></p> <p style="font-size: 20px; margin: 0;">Classroom session</p>	<h2 style="margin: 0;">Key Skills that employers need</h2>
---	--

After watching the video [what transferable skills](#) do you think you have?



<h2 style="margin: 0;">Activity 1</h2>	<p>Choose <b>three sectors</b> from the <a href="#">Work and Skills Booklet</a> and list what you think are the <b>top skills</b> for each.</p>
--	---





Sector 1		
	Skill 1	
	Skill 2	
Sector 2		
	Skill 1	
	Skill 2	
Sector 3		
	Skill 1	
	Skill 2	

► Why don't you find out more about skills for work on [BBC Bitesize](#).

What did you enjoy?

What could have been better?  
What might you want to know more about?

What did you learn?

## Feedback and Thoughts

# Enterprise



## Enterprise & Entrepreneurship

### AIMS

- To help you identify the skills and attributes needed to be a successful entrepreneur.
- To help you to explore the different roles and responsibilities involved in running a social enterprise.

### Keynote speakers

**What are their names?.....**

Notes from the Keynote speech: 

Grid area for notes from the keynote speech.

# ENTERPRISE & ENTREPRENEURSHIP

## Employer Session



Employer Name	
Employer Business	
Where can I find more information?	

**Activity 1** - Draw or describe what an entrepreneur looks like? What skills do they need? Could this be you? ✍️



**Activity 2 Types of business** – go back to page 7 in the booklet – look at the companies in your area. What sort of business are they? For profit, Public Sector, Not for Profit – charity or social enterprise.

**Why do you think people set up social enterprises?** 

**Describe what the following are:**



Social Enterprise:



Public Sector:



Profit Making:



Charity:

## Enterprise Classroom session

## Enterprise Challenge




### Your Aim: Invent a social enterprise idea that makes a difference!

Come up with an idea that will makes a difference to your local community and make money. There will be a prize for the best idea.

You have **30 minutes** to plan your idea and tell your class about it.

### 1 Be Creative

- What is your mission?
    - What are you trying to fix? What is the problem or issue? Here are a few ideas.
- 
- Health issue
  - Communication?
  - Social
  - Educational
  - Environmental
- Do you have a realistic business idea? Do you think it could make money?
  - Is it going to be a product (an item, something you can touch)
  - Is it going to be a service? (something you do, attend or use)

#### List your top ideas:

1.

---

2.

---

3.

### 2 Project Selection

Choose your best idea so you can present it.

- **Project Idea:**

- **Action planning:**

What steps do you need to make your idea happen? This could include people, marketing, social media, supplies, production etc.

---

---

### 3.Presentation

Your team will now present your project. Your teacher will be judge. The best ideas from each class will go forward to be judged by team of employers.

---

**Where** did your idea come from?

---

---

---

**Why** did you choose this idea?

---

---

---

**What** will you do?

---

---

---

**Who** are your customers?

---

---

---

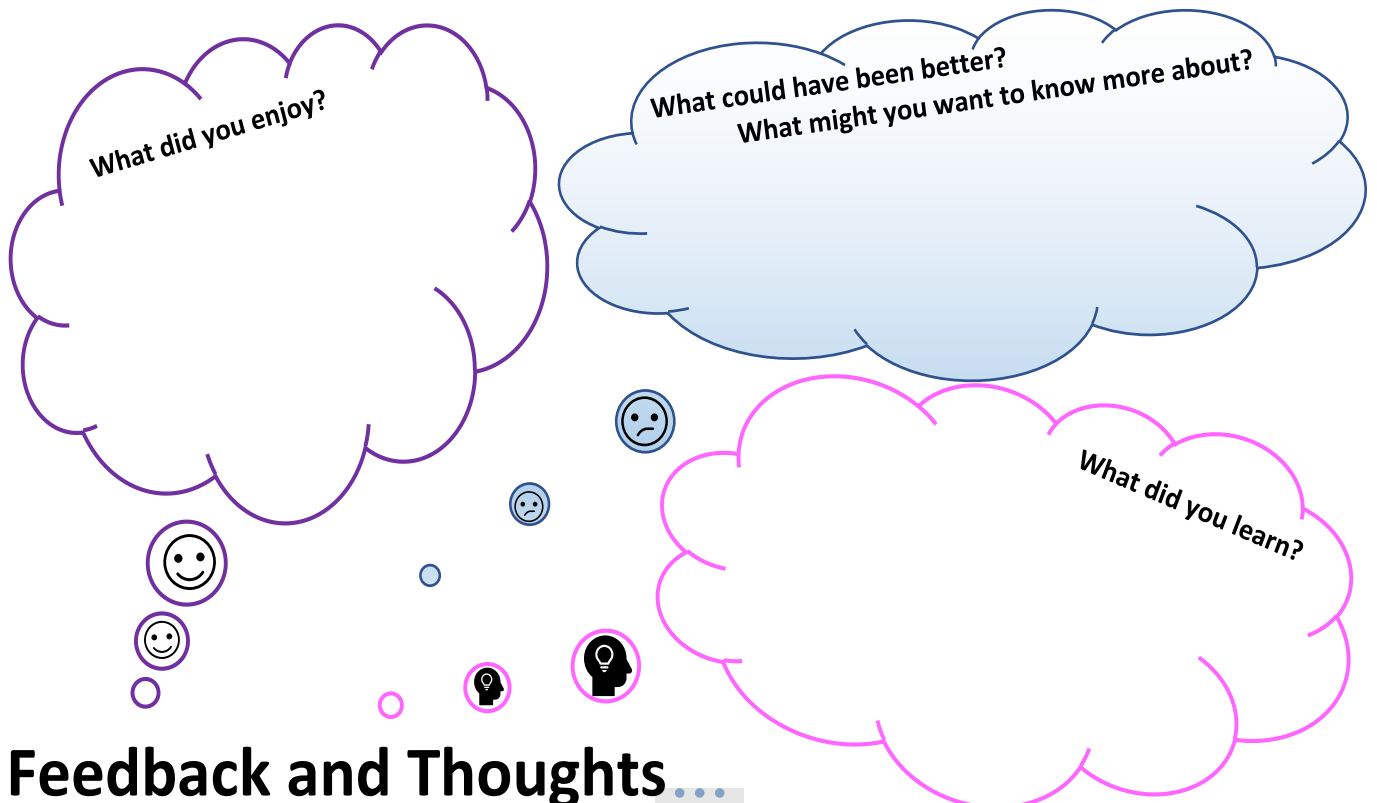
**How** will you go about starting your social enterprise?

---

---

---

► **Why don't you** look at Princes Trust, Your Business Your Personality to see if being an entrepreneur could be right for you.



## Feedback and Thoughts



# Pathways



## Understanding routes to success

### AIMS


- To help you make informed independent decisions about your pathways.
- To help you to feel confident about what is on offer in the future.
- To help you identify pathways and qualifications to fulfil your career aspirations.
- To help you to link your interest and subjects to different careers.


### Keynote speakers


**What are their names?.....**


Notes from the Keynote speech:



<b>Pathways Employer session</b>	<b>Exploring Pathways</b> 
Employer Name	
Company or sector	
Employer's pathway	
Where can I find more information?	

Write down as many options available to you after year 11: 







**Gemma:**

	Advantages 😊	Disadvantages ☹️
<b>Route 1: Degree Apprenticeship</b>		
<b>Route 2: University Degree</b>		
<b>Route 3: Full-time work</b>		

Which next step do you recommend? Are there any other routes they could take?



**Alison:**

	Advantages 😊	Disadvantages ☹️
Route 1: Supported Employment		
Route 2: Level 2 college course		
Route 3: Traineeship		

Which next step do you recommend? Are there any other routes they could take?



**Jamal:**

	Advantages 😊	Disadvantages ☹️
Route 1: Level 2 college course		
Route 2: Traineeship		
Route 3: Apprenticeship		

Which next step do you recommend? Are there any other routes they could take?



**Pathways**  
Classroom session

**Plot your own pathway!**



**Over to you**

Today's session is all about you and your pathway. Using the template on the next page, you are going to plot your pathway. You can make notes, draw and decorate your pathway to demonstrate your route to success.

**Step 1**





**X marks the spot!**

Before you unlock your future, let's reflect on where we are right now. Put an X on the pathway where you think you are now. Make notes, write your school and favourite subjects too.

**Step 2**

**Research!**

Go to [www.icanbea.org.uk](http://www.icanbea.org.uk) and use the **career wizard** to find out about potential career routes. Fill in the following table with your research. You have space for two careers, but feel free to explore more and draw another table on scrap paper.

Career/Job	 <b>Entry requirements</b> e.g. GCSEs, BTEC, A level, Degree	 <b>Skills</b> e.g. Communication Team Work etc.	<b>Career Tips?</b>  e.g. Volunteer	 <b>Next Steps</b> e.g. get a 4s in Maths and English, look at level 2 IT courses...

Why don't you look at your local school or college website and find out more about the types of qualifications they offer and the careers they might lead to.

# Step 3

## Give it a go!

Using the information you've found on [icanbea](#), can you plot your pathway from where you are now, through the next stages of your education/ training to arrive at your aspirational career goal? Make sure to include how you will work on your skills and any work experience.



- ▶ Your pathway will take twists and turns and may include opportunities that you didn't expect. Being prepared and understanding how to achieve your long-term goal will motivate you to keep going!



# Resilience



## Building confidence & Interview skills

### AIMS

- To help you find techniques to overcome new, challenging, or stressful situations.
- To give you some tools to prepare and practice for a job/college/Apprenticeship/university interview.
- To increase your confidence for a mock interview

### Keynote speakers

**What are their names?.....**

Notes from the Keynote speech:



Resilience  
Employer session

Staying Strong



Employer Name	
Company or sector	
Where can I find more information?	

## Wellbeing Bingo

Have a go at playing our wellbeing bingo and try it with your friends and/or family

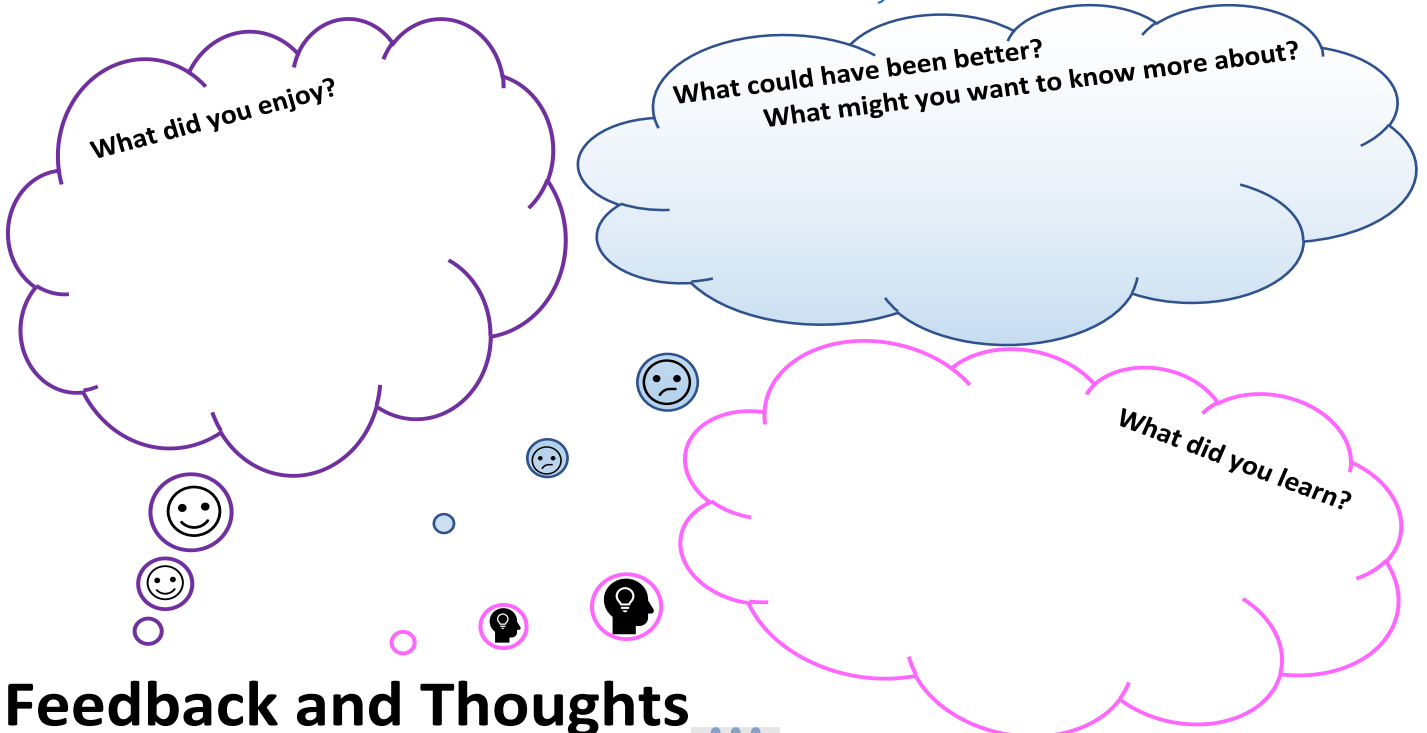
In the past week I have...

<b>Spent time with my animal/s</b> 	<b>Had a good sleep</b> 	<b>Had a good exercise / sports session</b> 	<b>Listened to / practiced music</b> 
<b>Spent some time outdoors</b> 	<b>Cooked/baked something delicious</b> 	<b>Spent time gaming</b> 	<b>Read something interesting</b> 
<b>Spent time with my friends / family</b> 	<b>Done something creative</b> 	<b>Had some 'me' time</b> <b>SELF CARE</b> 	<b>Had a good laugh with someone</b> 
<b>Danced</b> 	<b>Did something kind for someone else</b> <b>IT'S COOL TO BE KIND</b> 	<b>Watched a great film / boxset</b> 	<b>Other...</b> 



Resilience Techniques or ways to stay strong	What makes this helpful?	Would this be helpful for a college, apprenticeship, or job interview?
1.		
2.		
3.		

► Why don't you go onto The Source and do the 30 day What's Up Challenge.  
<https://thesource.me.uk/health/30-day-whats-up-challenge/>



The graphic features three thought bubbles and several icons. The top-left bubble is purple and contains the text "What did you enjoy?". The top-right bubble is light blue and contains the text "What could have been better?" and "What might you want to know more about?". The bottom-right bubble is pink and contains the text "What did you learn?". Scattered around the bubbles are icons: a smiley face, a frowny face, a lightbulb, and a person with a gear for a head.

## Feedback and Thoughts

## Mock Interviews: Classroom session







### Preparing for a mock interview



Use the **STAR technique** to answer some common interview questions:

- S - Explain** the **Situation. Something that has happened.** This could be when you were on work experience, an activity at school, a volunteer position, or any other relevant event. Be as specific as possible.
- T – Task** Next, describe your **task** or **responsibility** in that situation. Perhaps you had to help your group complete a project, get over a disagreement with a someone or use your initiative to solve a problem.
- A – Action** You then describe how you completed the task. Focus on what **YOU** did, rather than what your team or others. (Tip: Instead of saying, "We did...", say "I did...")
- R – Result** Finally, explain the outcomes or **results.** It may be helpful to highlight what you achieved or what you learned.

**Prepare answers to these questions. (If you use a communication device, use these questions to prepare your answers in advance)**

		(ignore STAR for these questions)			
	Tell me about yourself				
	What skills do you have? What are you good at?				
	How do you communicate?				
	What would you like to do in the future?				
	STAR	<b>Situation</b> (Where and when this happened)	<b>Task</b> (what needed to be done)	<b>Action</b> (What you did)	<b>Result</b> (What happened)
	Tell me about a time where you <b>worked with a group</b>				
	Tell me about a time when you have had to <b>use your communication skills</b>				

	Tell me about a time <b>when you came up with a new idea.</b>				
	Describe a situation when <b>something didn't go to plan.</b> What did you do and what did you learn?				
	Describe a time when you have had to solve a problem without help.				
	Tell me about a situation you had to <b>complete a task within a tight deadline</b>				

- ▶ One question interviewers nearly always ask is: 'Tell me a bit about yourself'

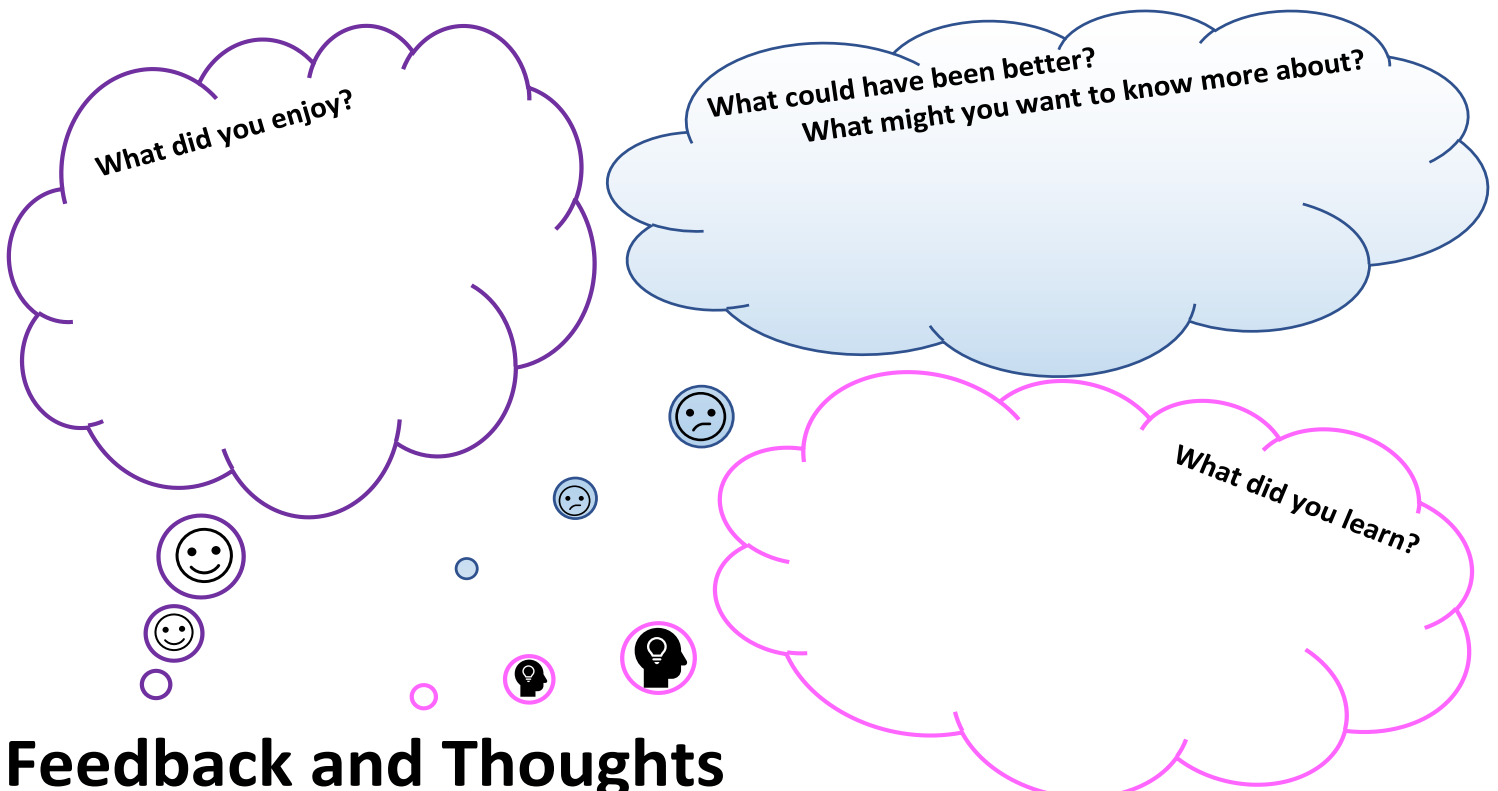
Have a few key points to talk about – this could be what you enjoy at school or in your spare time, what you hope to do in the future, what you are good at. But don't tell them your whole life story!

- ▶ Have a question to ask your interviewer.

What might you ask them?



- ▶ Why don't you go onto [icanbea...](#) and complete the CV Builder.



What did you enjoy?

What could have been better?  
What might you want to know more about?

What did you learn?

Icons: smiley faces, sad face, lightbulb, head with gear.

## Feedback and Thoughts

# Reflections

Use the thought bubbles below to reflect on your experience of each **Discover Your Future** theme. **What is one important thing you can take away from each session?**

Explore



Enterprise



Skills



Mock Interviews



Pathways



Resilience



- Why don't you look at [Speakers for Schools](#) website and see what work experience opportunities you can apply for?

## Further Information



icanbea...



National  
Careers  
Service  
Helping you take  
the next step



**SPEAKERS**  
for schools



**BBC**  
Bitesize



THE  
**SOURCE**



iCould

Thank you and **WELL DONE** for your hard work!

We would love to know what you think about **Discover Your Future** and your experience of the programme.

Please use the QR code or link to complete the feedback survey.



[https://cambridge.eu.qualtrics.com/jfe/form/SV\\_0pO3yHc7nRGNetg?HEAT\\_ID=482066](https://cambridge.eu.qualtrics.com/jfe/form/SV_0pO3yHc7nRGNetg?HEAT_ID=482066)

### Data Protection Notice

*Discover Your Future* is a project aimed at helping young people to explore their future options. It is run by a partnership of neaco, Suffolk County Council and the New Anglia Enterprise Network. As part of the *Discover Your Future* project, personal information will be processed and held by, and may be shared within, neaco, for the purposes of the programme.

The Network for East Anglian Collaborative Outreach (neaco) is a project aimed at increasing the number of young people going into Higher Education. neaco consists of the University of Cambridge (including its Colleges), Anglia Ruskin University, the University of East Anglia, Norwich University of the Arts, and the University of Suffolk. *Take Your Place* is the programme which is being run by neaco in schools and colleges in East Anglia.

Information about how your personal information will be used by neaco in connection with the administration of the *Take Your Place* programme, and for related purposes, is available at <https://www.takeyourplace.ac.uk/how-we-use-participant-data>. neaco may also get in touch by email to facilitate your involvement in the *Take Your Place* programme. Please contact [info@takeyourplace.ac.uk](mailto:info@takeyourplace.ac.uk) if you have any questions about how neaco use your data.